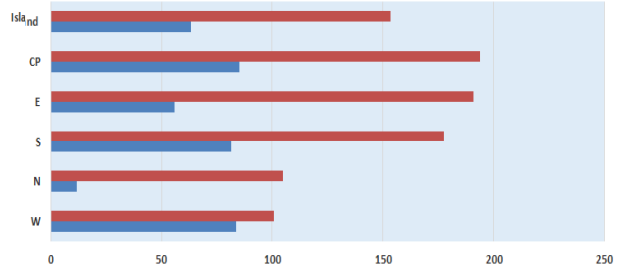


Mauritius Meteorological Services

Mean Rainfall for 16-28 February 2023

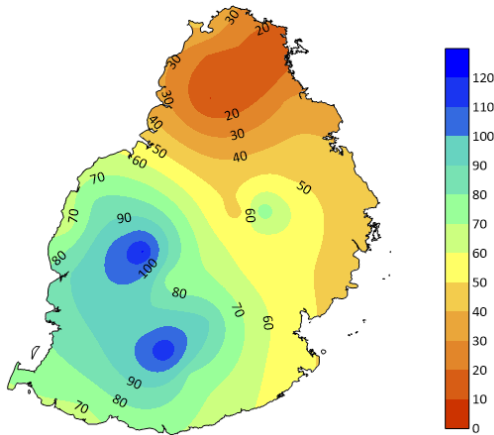
Mauritius

Dry conditions prevailed over the island for the second fortnight of February 2023. Mauritius recorded 63 mm of rainfall which represents 41% of the long-term mean. Rainfall was deficient almost over the whole island, especially in the region of Bel Etang, Grande Providence, Mon Bois and Sans Souci where it was by 135-210 mm. However, locally at Tamarin, rainfall was in excess by about 10 mm.

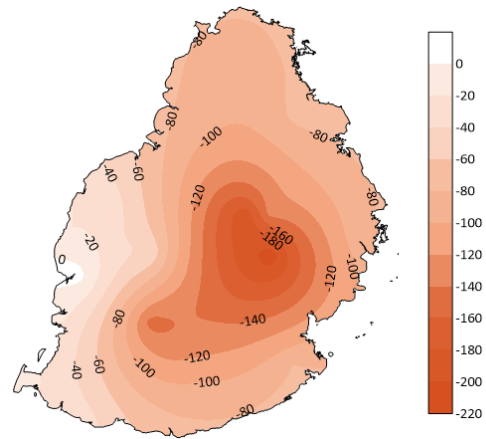


	W	N	S	E	CP	Island
■ 2nd Half LTM (1991-2020) for February (mm)	101	105	177	191	194	154
■ Actual Mean Rainfall for 2nd half February 2023 (mm)	84	12	82	56	85	63

Observed Rainfall (mm)



Rainfall Anomaly (mm)



Outer Islands

		Amount (mm)		
Stations		Actual Rainfall	LTM Rainfall	% of LTM
Rodrigues	Pointe Canon	31	81	38
	Plaine Corail	13	82	16
	Citronelle	19	119	16
Agalega		74	98	76
St Brandon		26	75	35

Very dry conditions prevailed over Rodrigues.

Dry conditions were observed over St. Brandon

Below normal rainfall was recorded over Agalega

Ram Dhurmea

For Acting Director

03 March 2023